



Swimming New Zealand



200m Breaststroke Wo... Final

2023 Apollo Projects NZ Age Group S...

Points Swimmers Files Scoreboard

Session 1 Wed 09:10 AM	Session 2 Wed 05:40 PM	Session 3 Thu 09:10 AM	Session 4 Thu LIVE	Session 5 Fri 09:10 AM	Session 6 Fri 05:40 PM	Session 7 Sat 09:10 AM	Session 8 Sat 05:40 PM
-----------------------------	-----------------------------	-----------------------------	---------------------------------	-----------------------------	-----------------------------	-----------------------------	-----------------------------

Session 4 Thursday 05:40 PM		
10	05:40 PM	200m Freestyle Men Final
103	06:01 PM	50m Freestyle Men Multi-C...
104	06:05 PM	50m Freestyle Women Mul...
11	06:09 PM	200m Breaststroke Men Fi...
12	06:33 PM	200m Breaststr... LIVE
13	07:20 PM	50m Freestyle Women Final
14	07:33 PM	50m Butterfly Men Final
105	07:45 PM	50m Butterfly Men Multi-C...
106	07:50 PM	50m Butterfly Women Mult...
15	07:54 PM	800m Freestyle Women Fi...
16	08:06 PM	4x100m Freestyle Men - 1...
160	08:20 PM	4x100m Freestyle Men 16 ...
17	08:33 PM	4x100m Freestyle Women ...
170	08:41 PM	4x100m Freestyle Women ...

11 **200m Breaststroke Men Final** Unofficial

Qualified Summary

1 **Final 13 years** Official

heat Started at: 06:08 PM

Lane	Competitor	Age	Club	RT	FINA	Rank	Result
2	Declan Broa...	13	Pirate...	+0.77		5	2:47.07 Entry: 2:48.04 (- 0.97)
	50m: 36.29		100m: 1:18.19 (41.90)				150m: 2:02.40 (44.21)
	200m: 2:47.07 (44.67)						
3	Danny Sun	13	United...	+0.72		4	2:37.95 Entry: 2:40.62 (- 2.67)
	50m: 35.10		100m: 1:14.94 (39.84)				150m: 1:55.43 (40.49)
	200m: 2:37.95 (42.52)						
4	Yaron Noda...	13	New C...	+0.70		2	2:34.92 Entry: 2:37.22 (- 2.30)
	50m: 35.32		100m: 1:15.14 (39.82)				150m: 1:55.93 (40.79)
	200m: 2:34.92 (38.99)						
5	Jethrow Yoon	13	Phoe...	+0.60		3	2:35.24 Entry: 2:37.87 (- 2.63)
	50m: 34.89		100m: 1:14.92 (40.03)				150m: 1:55.25 (40.33)
	200m: 2:35.24 (39.99)						
6	Nathan Nai ...	13	Austra...	+0.64		1	2:34.64 Entry: 2:41.72 (- 7.08)
	50m: 34.52		100m: 1:14.33 (39.81)				150m: 1:54.28 (39.95)
	200m: 2:34.64 (40.36)						
7	Clement Ch...	13	North...	+0.72		6	2:54.09 Entry: 2:57.04 (- 2.95)
	50m: 38.59		100m: 1:22.64 (44.05)				150m: 2:07.86 (45.22)
	200m: 2:54.09 (46.23)						

2 **Final 14 years** Official

heat Started at: 06:13 PM

Lane	Competitor	Age	Club	RT	FINA	Rank	Result
0	Christopher ...	14	Aqua...	+0.76		8	2:42.89 Entry: 2:47.12 (- 4.23)
	50m: 35.23		100m: 1:16.35 (41.12)				150m: 1:59.17 (42.82)
	200m: 2:42.89 (43.72)						
1	Jack Zhu	14	United...	+0.63		9	2:46.54 Entry: 2:44.36 (+ 2.18)
	50m: 34.73		100m: 1:17.65 (42.92)				150m: 2:01.31 (43.66)
	200m: 2:46.54 (45.23)						
2	John Park	14	St Pau...	+0.62		4	2:36.72 Entry: 2:41.64 (- 4.92)
	50m: 35.24		100m: 1:13.50 (38.26)				150m: 1:54.31 (40.81)
	200m: 2:36.72 (42.41)						
3	Elwin Bao	14	North...	+0.66		3	2:34.44

	50m: 36.13 150m: 1:53.88 (38.70)	100m: 1:15.18 (39.05) 200m: 2:34.44 (40.56)					
4	Cameron Ka...	14	United... +0.67	1	2:29.41 Entry: 2:34.27 (- 4.86)		
	50m: 33.41 150m: 1:50.68 (39.04)	100m: 1:11.64 (38.23) 200m: 2:29.41 (38.73)					
5	Nemanya M...	14	Roskill... +0.62	2	2:30.11 Entry: 2:35.54 (- 5.43)		
	50m: 33.45 150m: 1:51.14 (39.49)	100m: 1:11.65 (38.20) 200m: 2:30.11 (38.97)					
6	Bertil Feng	14	Murih... +0.62	7	2:38.73 Entry: 2:41.45 (- 2.72)		
	50m: 35.50 150m: 1:55.96 (40.90)	100m: 1:15.06 (39.56) 200m: 2:38.73 (42.77)					
7	Jason Els	14	Coast... +0.66	6	2:38.49 Entry: 2:42.06 (- 3.57)		
	50m: 34.57 150m: 1:56.88 (42.04)	100m: 1:14.84 (40.27) 200m: 2:38.49 (41.61)					
8	Rylind Whee...	14	North... +0.66	5	2:36.78 Entry: 2:46.79 (- 10.01)		
	50m: 34.80 150m: 1:57.20 (41.83)	100m: 1:15.37 (40.57) 200m: 2:36.78 (39.58)					
9	Blake Candi...	14	Whan... +0.71	10	2:48.79 Entry: 2:50.25 (- 1.46)		
	50m: 37.16 150m: 2:05.12 (45.20)	100m: 1:19.92 (42.76) 200m: 2:48.79 (43.67)					

3 Final 15 years								Official
heat Started at: 06:17 PM								
Lane	Competitor	Age	Club	RT	FINA	Rank	Result	
0	Denver Yue	15	Phoe...	+0.65		10	2:47.40 Entry: 2:49.22 (- 1.82)	
	50m: 35.82 150m: 2:01.93 (44.00)	100m: 1:17.93 (42.11) 200m: 2:47.40 (45.47)						
1	Owen Jin	15	United...	+0.75		7	2:44.06 Entry: 2:46.41 (- 2.35)	
	50m: 35.75 150m: 2:00.68 (43.21)	100m: 1:17.47 (41.72) 200m: 2:44.06 (43.38)						
2	Nolhann Co...	15	New C...	+0.66		6	2:41.86 Entry: 2:43.09 (- 1.23)	
	50m: 36.27 150m: 2:00.07 (42.03)	100m: 1:18.04 (41.77) 200m: 2:41.86 (41.79)						
3	Bosco Ding	15	United...	+0.66		2	2:30.41 Entry: 2:34.57 (- 4.16)	
	50m: 33.50 150m: 1:50.59 (39.01)	100m: 1:11.58 (38.08) 200m: 2:30.41 (39.82)						
4	Jacob Story	15	Mt Ed... +0.74			1	2:22.93 Entry: 2:30.19 (- 7.26)	
	50m: 31.67 150m: 1:45.89 (37.46)	100m: 1:08.43 (36.76) 200m: 2:22.93 (37.04)						
5	Joseph Shin	15	Phoe... +0.60			3	2:30.61 Entry: 2:33.21 (- 2.60)	
	50m: 33.23 150m: 1:50.35 (39.17)	100m: 1:11.18 (37.95) 200m: 2:30.61 (40.26)						
6	Finley English	15	Swim ... +0.77			4	2:35.16 Entry: 2:35.26 (- 0.10)	
	50m: 33.56 150m: 1:54.25 (41.26)	100m: 1:12.99 (39.43) 200m: 2:35.16 (40.91)						
7	Charlie Rus...	15	TBSS ... +0.80			5	2:41.22 Entry: 2:43.91 (- 2.69)	
	50m: 36.00 150m: 1:58.95 (42.16)	100m: 1:16.79 (40.79) 200m: 2:41.22 (42.27)						
8	Emil Fischer	15	Greym... +0.73			8	2:44.54 Entry: 2:46.53 (- 1.99)	
	50m: 36.90 150m: 2:01.25 (42.77)	100m: 1:18.48 (41.58) 200m: 2:44.54 (43.29)						
9	Angus Horner	15	Pirate... +0.71			9	2:45.03 Entry: 2:49.37 (- 4.34)	
	50m: 37.30 150m: 2:01.75 (43.11)	100m: 1:18.64 (41.34) 200m: 2:45.03 (43.28)						

4 Final 16 years								Official
heat Started at: 06:22 PM								







Lane	Competitor	Age	Club	RT	FINA	Rank	Result
0	Joe Reiher	16	Poriru...	+0.73		9	2:42.07 Entry: 2:42.38 (- 0.31) 50m: 34.29 100m: 1:14.88 (40.59) 150m: 1:58.12 (43.24) 200m: 2:42.07 (43.95)
1	Ry Luff	16	North...	+0.75		6	2:39.36 Entry: 2:41.93 (- 2.57) 50m: 35.18 100m: 1:16.14 (40.96) 150m: 1:57.64 (41.50) 200m: 2:39.36 (41.72)
2	Daniel Calle...	16	Aqua...	+0.65		3	2:25.31 Entry: 2:34.17 (- 8.86) 50m: 33.53 100m: 1:10.92 (37.39) 150m: 1:48.26 (37.34) 200m: 2:25.31 (37.05)
3	Kevin Zhang	16	Roskill...	+0.67		2	2:21.97 Entry: 2:30.25 (- 8.28) 50m: 32.72 100m: 1:08.84 (36.12) 150m: 1:46.03 (37.19) 200m: 2:21.97 (35.94)
4	Leo Arrows...	16	United...	+0.69		1	2:20.33 Entry: 2:29.95 (- 9.62) 50m: 32.08 100m: 1:08.59 (36.51) 150m: 1:45.25 (36.66) 200m: 2:20.33 (35.08)
5	Nicholas Co...	16	North...	+0.69		4	2:27.24 Entry: 2:30.20 (- 2.96) 50m: 32.89 100m: 1:10.04 (37.15) 150m: 1:48.52 (38.48) 200m: 2:27.24 (38.72)
6	Caleb Ludlow	16	Alexa...	+0.72		5	2:29.78 Entry: 2:33.12 (- 3.34) 50m: 33.30 100m: 1:11.54 (38.24) 150m: 1:49.78 (38.24) 200m: 2:29.78 (40.00)
7	Jonas Zwen...	16	Nga T...	+0.72		7	2:39.94 Entry: 2:38.08 (+ 1.86) 50m: 35.57 100m: 1:16.45 (40.88) 150m: 1:58.76 (42.31) 200m: 2:39.94 (41.18)
8	Nico Solodi	16	Aqua...	+0.58		8	2:40.09 Entry: 2:42.00 (- 1.91) 50m: 35.50 100m: 1:16.73 (41.23) 150m: 1:59.16 (42.43) 200m: 2:40.09 (40.93)
9	Harrison Do...	16	Selwy...	+0.65		10	2:43.32 Entry: 2:43.02 (+ 0.30) 50m: 35.23 100m: 1:16.33 (41.10) 150m: 1:59.35 (43.02) 200m: 2:43.32 (43.97)

5 Final 17-18 years

heat Started at: 06:27 PM

Official

Lane	Competitor	Age	Club	RT	FINA	Rank	Result
0	Connor Eden	18	Nelso...	+0.73		8	2:37.82 Entry: 2:40.95 (- 3.13) 50m: 35.75 100m: 1:15.57 (39.82) 150m: 1:56.86 (41.29) 200m: 2:37.82 (40.96)
1	Joe Kennedy	17	North...	+0.68		9	2:42.20 Entry: 2:38.45 (+ 3.75) 50m: 36.30 100m: 1:17.13 (40.83) 150m: 1:58.54 (41.41) 200m: 2:42.20 (43.66)
2	Max Gardiner	18	Whare...	+0.69		3	2:29.92 Entry: 2:33.74 (- 3.82) 50m: 32.45 100m: 1:09.34 (36.89) 150m: 1:49.06 (39.72) 200m: 2:29.92 (40.86)
3	Sean O'Con...	18	Pirate...	+0.73		4	2:33.13 Entry: 2:32.22 (+ 0.91) 50m: 32.33 100m: 1:10.07 (37.74) 150m: 1:49.61 (39.54) 200m: 2:33.13 (43.52)
4	Jackson Ke...	17	United...	+0.68		1	2:20.23 Entry: 2:24.88 (- 4.65) 50m: 30.77 100m: 1:06.45 (35.68) 150m: 1:43.27 (36.82) 200m: 2:20.23 (36.96)
5	Hara Hughes	17	Tawa ...	+0.64		2	2:23.11 Entry: 2:29.08 (- 5.97) 50m: 31.23 100m: 1:07.68 (36.45) 150m: 1:44.57 (36.89) 200m: 2:23.11 (38.54)
6	Michael Lan...	18	Kiwi ...	+0.67		5	2:33.92 Entry: 2:33.44 (+ 0.48) 50m: 33.74 100m: 1:13.35 (39.61) 150m: 1:52.84 (39.49) 200m: 2:33.92 (41.08)

7	 Ethan Blair	17	 North... +0.70	7	2:37.77 Entry: 2:35.47 (+ 2.30)
	50m: 33.93 150m: 1:53.92 (41.17)		100m: 1:12.75 (38.82) 200m: 2:37.77 (43.85)		
8	 Emlyn Clayd...	18	 Viking... +0.74	6	2:36.11 Entry: 2:40.05 (- 3.94)
	50m: 34.00 150m: 1:53.45 (40.71)		100m: 1:12.74 (38.74) 200m: 2:36.11 (42.66)		
9	 Joel Verran	17	 Tasm... +0.77	10	2:42.49 Entry: 2:41.08 (+ 1.41)
	50m: 35.20 150m: 1:59.24 (43.14)		100m: 1:16.10 (40.90) 200m: 2:42.49 (43.25)		